

Scaled data based on original data using  
LM-79-08 Approved Method: Electrical and Photometric Measurements of Solid-  
State Lighting Products

Test Report Prepared for  
Cooper Lighting Solutions  
(formerly Eaton)

Brand: McGRAW-EDISON

Report Number: P386721

Luminaire Tested: **GWC-SA2B-830-U-SL2**

Issue Date: 3/3/2020

**Test Information**

Test Method: LM-79-08  
Report Number: P386721  
TEST IS SCALED FROM IESNA LM-79-08 TEST DATA (G2-1903-205-20)  
Test Lab: INNOVATION CENTER  
Issue Date: 3/3/2020  
Manufacturer: COOPER LIGHTING SOLUTIONS (FORMERLY EATON)  
Product Line: MCGRAW-EDISON  
Catalog Number: GWC-SA2B-830-U-SL2  
Description: GALLEON WALL LUMINAIRE  
(2) 80 CRI, 3000K, 800mA LIGHTSQUARES WITH 16 LEDS EACH AND TYPE II SPILL  
LIGHT ELIMINATOR OPTICS  
Light Source: -  
Ballast/Driver: ELECTRONIC DRIVER

**Summary**

Lumens per Lamp: N/A  
Luminaire Lumens: 9285 lumens  
Efficiency: N/A  
Efficacy: 109.2 lumens/watt  
Luminous Opening: Rectangular (W 1' x L: 0.5' x H: 0')  
IES Classification: Type III - Medium  
BUG Rating: B2 - U0 - G3

Input Watts (W): 85  
Input Voltage (V): NR  
Input Current (Ain): NR  
Voltage Rise (V): NR  
Power Factor: NR  
Total Harmonic Distortion (THDi): NR  
Frequency (hertz): 60  
Stabilization Time: NR  
Operation Time: NR  
Ambient Temperature (°C): NR  
Test Distance: 24 FT

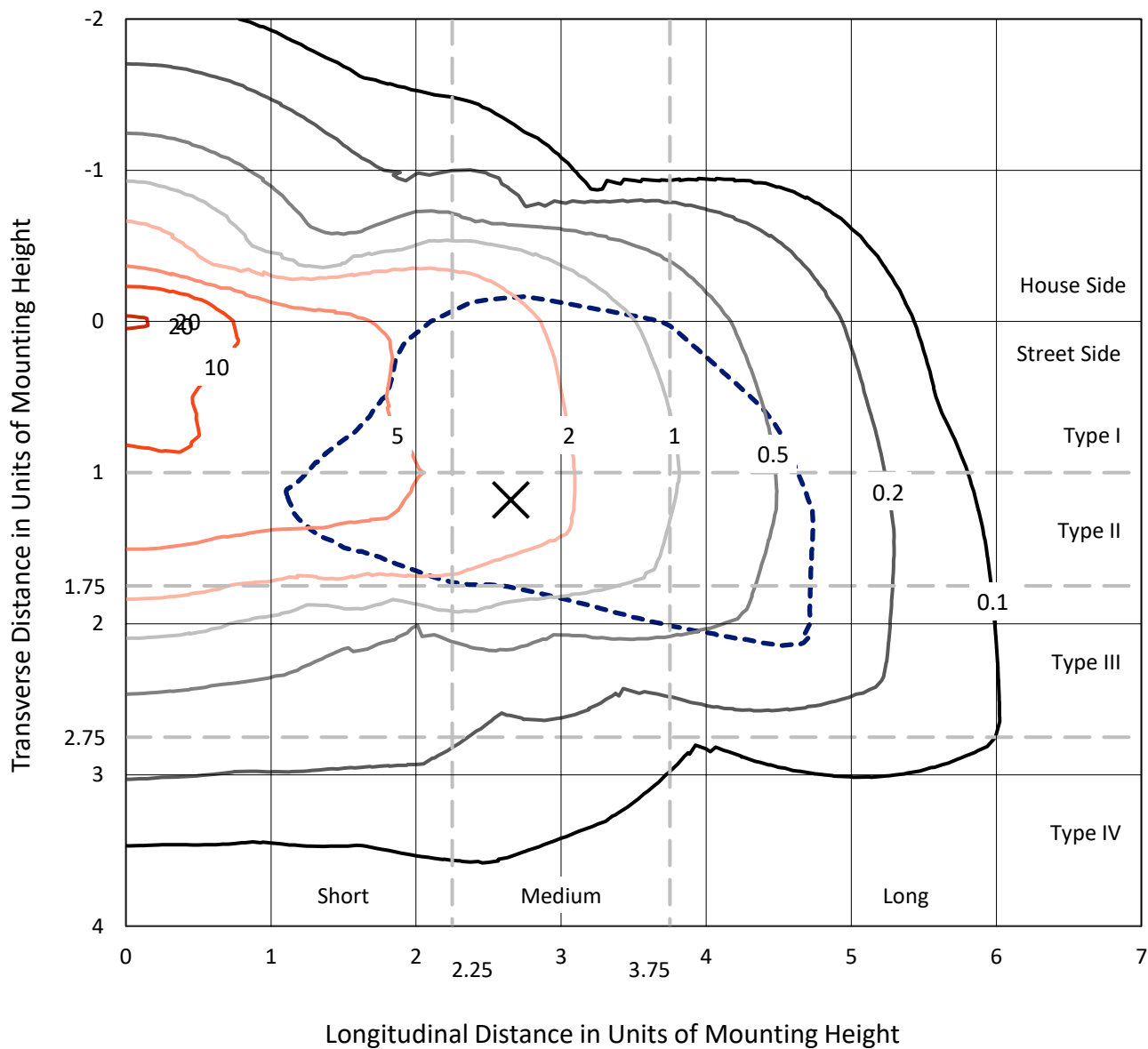


REPORT NUMBER: P386721

CATALOG NUMBER: GWC-SA2B-830-U-SL2

### Iso-Footcandle Lines of Horizontal Illumination

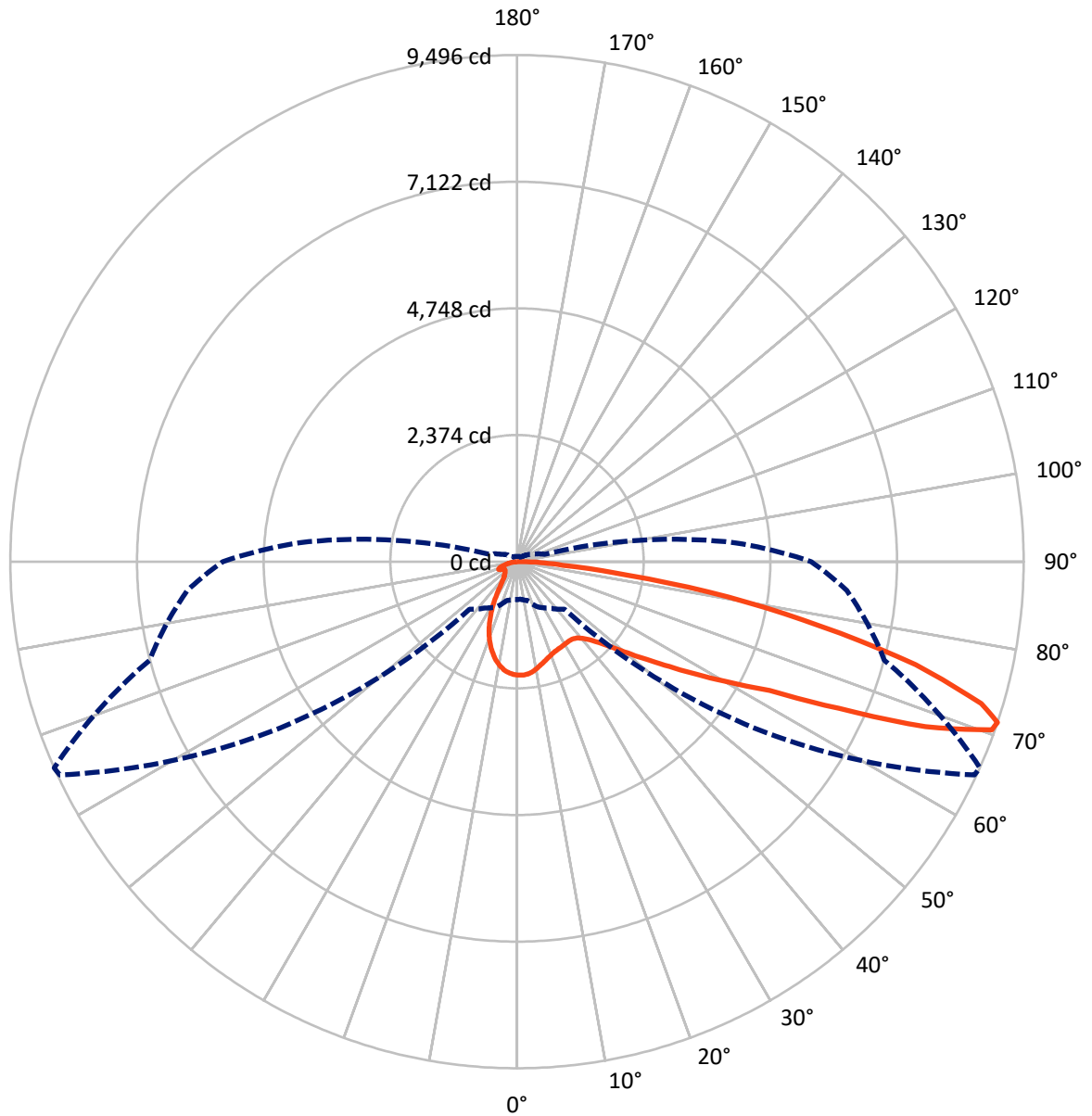
× Max cd  
 - - - 1/2 Max cd



Based on 10 foot mounting height. Maximum calculated value = 21.3 fc  
 Type III - Medium - N/A

REPORT NUMBER: P386721  
CATALOG NUMBER: GWC-SA2B-830-U-SL2

### Luminous Intensity Polar Plot



— Vertical Plane Through 66-Deg Lateral    - - - Horizontal Cone Through 71-Deg Vertical

REPORT NUMBER: P386721

CATALOG NUMBER: GWC-SA2B-830-U-SL2

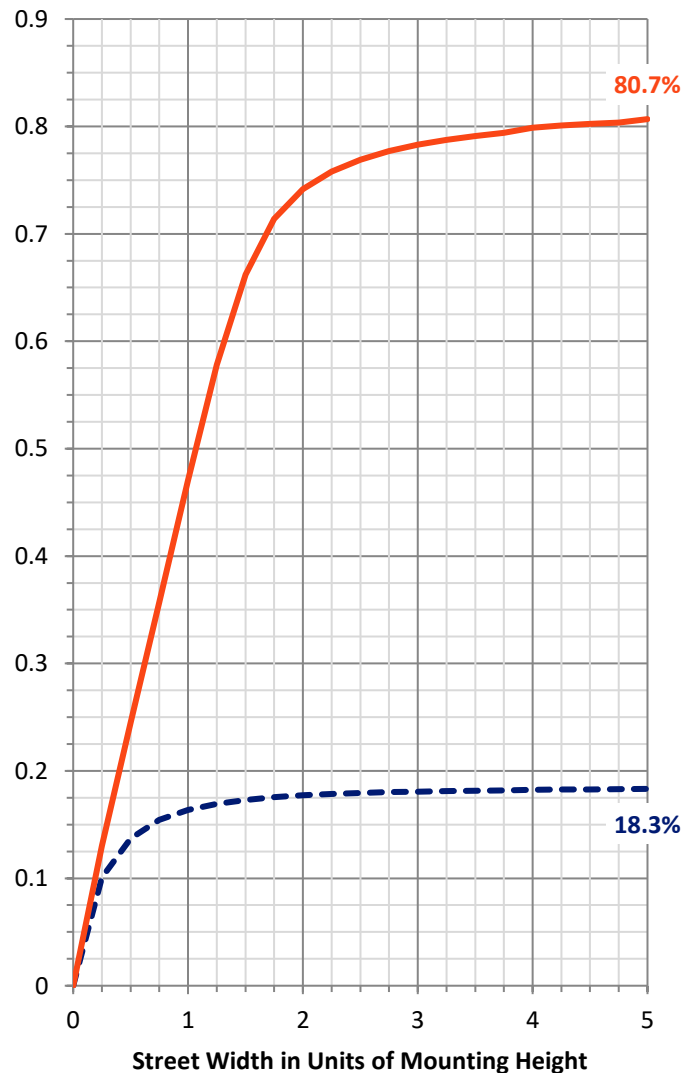
**FLUX DISTRIBUTION:**

		Downward	Upward	Total
<b>House Side</b>	Lumens	1720.8	0.0	1720.8
	% Fixture	18.5	0.0	18.5
<b>Street Side</b>	Lumens	7564.2	0.0	7564.2
	% Fixture	81.5	0.0	81.5
<b>Total</b>	Lumens	9285.0	0.0	9285.0
	% Fixture	100.0	0.0	100.0

**Coefficient of Utilization**

**ZONAL LUMENS:**

Zone	Lumens	% Fixture
0°-10°	187.2	2.0
10°-20°	449.1	4.8
20°-30°	603.2	6.5
30°-40°	793.5	8.5
40°-50°	1154.3	12.4
50°-60°	1803.2	19.4
60°-70°	2258.8	24.3
70°-80°	1722.9	18.6
80°-90°	312.9	3.4
90°-100°	0.0	0.0
100°-110°	0.0	0.0
110°-120°	0.0	0.0
120°-130°	0.0	0.0
130°-140°	0.0	0.0
140°-150°	0.0	0.0
150°-160°	0.0	0.0
160°-170°	0.0	0.0
170°-180°	0.0	0.0
0°-90°	9285.0	100.0
0°-180°	9285.0	100.0



REPORT NUMBER: P386721

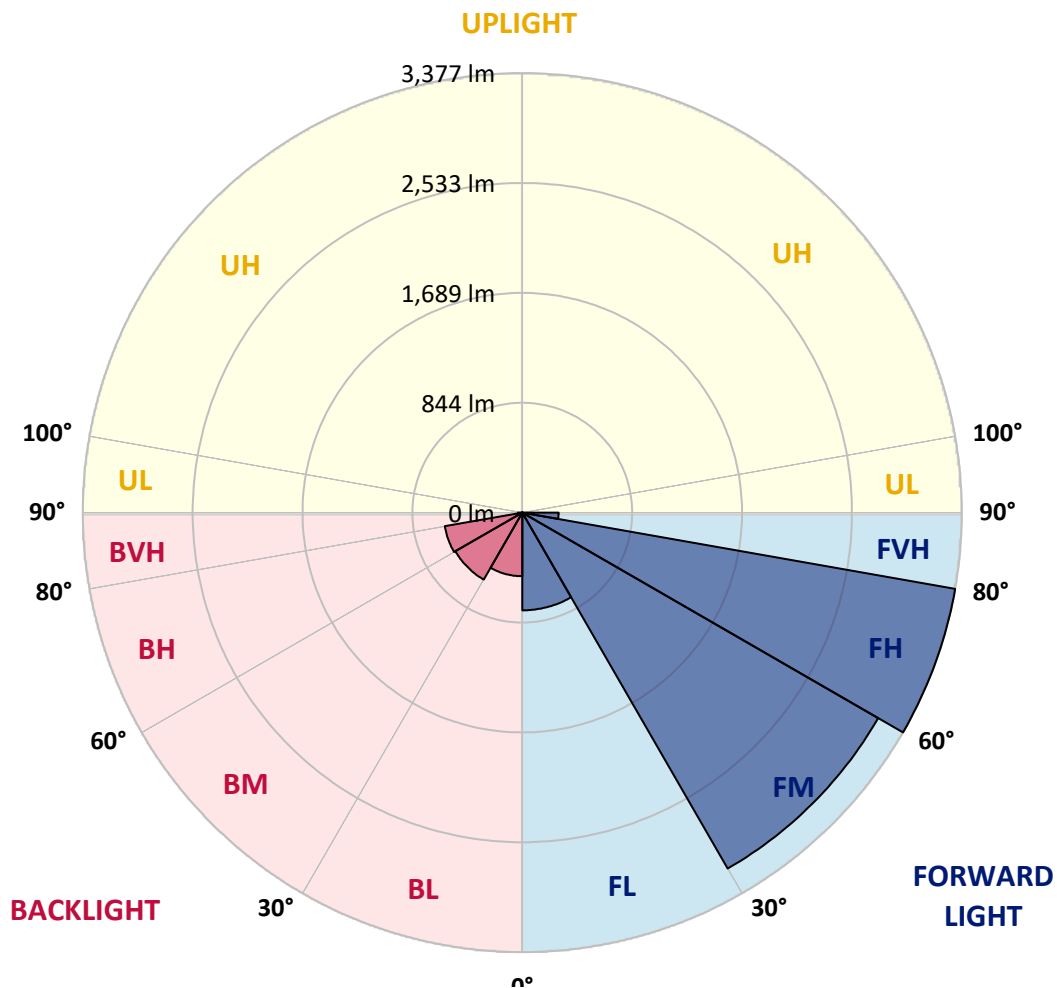
CATALOG NUMBER: GWC-SA2B-830-U-SL2

**LUMINAIRE CLASSIFICATION SYSTEM LUMEN TABLE AND BUG RATING:**

Zone	Lumens	% Fixture	Zone Rating/Lumen Limit		
			B	U	G
FL (0°-30°)	750.8	8.1			
FM (30°-60°)	3157.4	34.0			
FH (60°-80°)	3377.1	36.4			G2/5000
FVH (80°-90°)	279.0	3.0			G3/500
BL (0°-30°)	488.7	5.3	B1/500		
BM (30°-60°)	593.6	6.4	B1/1000		
BH (60°-80°)	604.6	6.5	B2/1000		G2/1000
BVH (80°-90°)	33.9	0.4			G1/100
UL (90°-100°)	0.0	0.0		U0/0	
UH (100°-180°)	0.0	0.0		U0/0	

**BUG Rating: B2-U0-G3**

Type III Medium





REPORT NUMBER: P386721

CATALOG NUMBER: GWC-SA2B-830-U-SL2

**CANDELA DISTRIBUTION (FULL):**

	0°	5°	15°	25°	35°	45°	55°	65°	66°	75°	85°
0°	2127.0	2127.0	2127.0	2127.0	2127.0	2127.0	2127.0	2127.0	2127.0	2127.0	2127.0
2.5°	2087.6	2084.4	2094.0	2103.9	2107.8	2114.2	2123.8	2129.3	2128.9	2129.9	2126.7
5°	1949.1	1944.9	1964.2	1979.9	2010.0	2044.0	2085.3	2114.8	2115.5	2132.1	2136.6
7.5°	1818.0	1815.1	1837.2	1862.5	1897.5	1949.4	2016.4	2079.9	2083.7	2128.9	2144.6
10°	1712.8	1712.2	1733.7	1761.2	1802.0	1860.0	1936.9	2029.9	2035.6	2113.5	2145.9
12.5°	1630.8	1632.0	1650.6	1682.1	1725.0	1785.6	1869.0	1973.8	1983.1	2089.2	2138.6
15°	1570.2	1575.3	1590.4	1622.1	1664.4	1726.0	1811.6	1921.8	1936.0	2061.9	2134.4
17.5°	1535.6	1541.3	1551.9	1578.2	1617.9	1677.2	1758.4	1879.2	1892.0	2041.1	2134.7
20°	1525.3	1530.1	1536.2	1552.2	1585.9	1639.7	1716.4	1840.7	1854.5	2024.4	2137.9
22.5°	1545.5	1549.0	1549.7	1548.4	1568.9	1612.8	1685.9	1812.5	1827.3	2013.5	2140.2
25°	1588.8	1593.6	1590.1	1578.2	1571.5	1598.4	1670.2	1793.9	1808.7	2005.5	2135.7
27.5°	1653.8	1654.5	1651.6	1636.2	1604.5	1600.0	1665.4	1783.0	1797.1	1996.2	2126.4
30°	1742.3	1746.5	1741.4	1720.5	1668.6	1625.6	1671.2	1772.5	1785.3	1984.4	2111.3
32.5°	1845.9	1856.1	1855.8	1834.0	1759.6	1683.0	1694.9	1766.0	1776.0	1971.9	2093.0
35°	1953.3	1967.4	1993.7	1984.4	1892.4	1773.7	1740.4	1776.3	1783.0	1970.3	2080.2
37.5°	2064.8	2078.9	2133.1	2158.1	2050.4	1903.6	1812.2	1812.5	1815.7	1989.8	2079.2
40°	2181.5	2196.6	2278.0	2343.1	2255.2	2068.0	1927.9	1888.2	1884.7	2037.9	2098.2
42.5°	2345.0	2358.5	2456.2	2539.3	2482.5	2278.6	2087.9	2004.9	1997.5	2132.1	2158.8
45°	2551.8	2563.3	2667.2	2756.0	2726.8	2519.1	2288.9	2165.5	2164.2	2289.2	2281.5
47.5°	2797.7	2806.6	2899.9	2985.8	2996.4	2795.7	2541.5	2413.3	2392.4	2504.7	2471.6
50°	3053.8	3063.7	3127.2	3219.5	3298.1	3166.0	2866.6	2716.9	2689.0	2789.0	2740.9
52.5°	3223.4	3236.5	3291.7	3408.7	3637.2	3571.8	3250.9	3084.9	3042.6	3133.6	3096.8
55°	3147.7	3177.2	3261.5	3449.1	3908.4	4191.8	3725.1	3514.1	3466.4	3542.0	3520.2
57.5°	2803.7	2844.1	2959.2	3248.7	3946.6	4738.1	4441.9	4019.7	3986.0	3964.2	3974.2
60°	2175.1	2213.9	2356.5	2733.9	3680.8	5136.9	5520.6	4642.9	4594.2	4388.0	4397.0
62.5°	1539.4	1519.8	1617.6	1893.6	2991.0	5183.7	6748.1	5476.4	5316.1	4835.6	4796.1
65°	1173.9	1169.5	1213.4	1301.2	1811.6	4623.7	7479.3	6877.3	6626.9	5361.9	5269.0
67.5°	964.6	956.6	999.9	1127.8	1166.6	2982.9	7495.4	8502.6	8256.7	6017.2	5815.9
70°	793.1	784.1	824.5	989.6	1078.1	1512.8	6308.3	9454.4	9441.2	6846.8	6228.8
71°	711.0	704.6	753.0	936.4	1059.2	1260.8	5446.6	9457.0	9496.4	7127.7	6204.4
72.5°	579.0	581.2	632.5	833.5	1045.1	1113.4	4003.0	9016.2	9099.5	7395.3	5982.9
75°	384.7	386.6	453.9	641.1	1013.3	1089.3	2200.1	7565.6	7718.8	7235.1	5459.4
77.5°	258.4	257.7	303.6	439.8	882.9	1089.3	1290.0	5658.5	5826.8	5756.9	4208.8
80°	177.9	176.6	209.0	303.6	668.4	1102.5	997.3	3965.5	4016.5	3108.9	1710.6
82.5°	109.0	110.0	136.6	214.5	454.9	992.2	941.5	2162.3	2106.8	872.0	427.3
85°	62.5	62.2	87.2	145.2	292.0	837.3	918.1	930.6	853.7	262.6	154.5
87.5°	22.4	24.0	46.8	80.5	167.3	583.1	779.0	484.1	436.3	118.6	69.9
90°	0.0	0.0	0.0	0.0	0.0	0.0	0.0	0.0	0.0	0.0	0.0



REPORT NUMBER: P386721

CATALOG NUMBER: GWC-SA2B-830-U-SL2

**CANDELA DISTRIBUTION (continued):**

	90°	95°	105°	115°	125°	135°	145°	155°	165°	175°	180°
0°	2127.0	2127.0	2127.0	2127.0	2127.0	2127.0	2127.0	2127.0	2127.0	2127.0	2127.0
2.5°	2124.4	2126.4	2124.1	2111.3	2100.4	2082.8	2072.8	2059.1	2054.9	2053.0	2058.1
5°	2132.5	2133.1	2114.2	2080.5	2042.7	1998.1	1966.1	1926.7	1908.1	1900.0	1905.2
7.5°	2139.8	2137.0	2095.6	2031.2	1961.3	1883.7	1814.8	1751.6	1714.8	1699.7	1701.0
10°	2140.8	2128.6	2062.3	1962.6	1854.2	1740.4	1634.6	1537.2	1475.6	1435.5	1447.7
12.5°	2130.9	2110.3	2013.2	1873.8	1723.4	1568.3	1425.3	1279.1	1191.3	1150.5	1151.8
15°	2123.2	2086.0	1952.9	1769.3	1567.3	1361.8	1166.6	994.7	901.1	859.5	839.9
17.5°	2116.8	2059.7	1883.1	1651.6	1383.0	1122.3	887.7	734.4	683.1	671.0	665.8
20°	2107.8	2031.8	1805.2	1515.4	1173.0	854.3	648.2	572.5	572.9	587.0	588.9
22.5°	2095.3	2000.1	1722.1	1362.4	947.6	622.2	508.1	486.3	508.4	535.4	540.2
25°	2076.7	1962.6	1629.8	1193.5	722.6	478.3	434.1	433.1	460.0	488.2	492.4
27.5°	2050.4	1913.5	1527.2	1012.1	532.5	406.5	388.9	395.6	415.5	436.0	437.6
30°	2015.1	1856.4	1414.1	820.7	417.4	361.9	360.0	366.1	378.3	392.7	394.0
32.5°	1976.3	1798.4	1293.2	635.4	357.4	337.9	339.8	342.7	348.5	354.2	355.5
35°	1941.1	1739.1	1169.5	482.8	328.9	322.2	320.9	320.3	320.9	319.0	319.3
37.5°	1918.3	1690.1	1040.6	384.4	312.6	308.4	304.5	299.7	294.3	291.1	291.7
40°	1910.0	1653.5	910.1	332.1	299.1	296.2	288.8	278.6	272.2	270.2	270.2
42.5°	1932.4	1634.6	784.1	305.8	287.9	283.1	270.9	259.0	254.2	253.9	253.6
45°	2001.0	1642.3	664.2	291.4	277.6	268.3	252.3	242.4	239.1	239.8	239.5
47.5°	2124.1	1690.7	561.6	281.8	267.4	255.2	237.2	229.2	225.4	225.4	225.7
50°	2333.5	1803.9	479.9	273.8	258.7	243.0	226.3	216.4	211.3	210.9	210.9
52.5°	2638.3	2006.5	428.9	267.0	249.1	232.1	215.4	202.9	196.8	195.6	194.9
55°	3020.5	2296.9	414.8	262.6	236.3	220.2	202.3	189.8	183.0	180.2	179.8
57.5°	3447.8	2650.2	442.7	257.1	223.1	206.1	187.9	176.0	168.9	165.4	165.1
60°	3880.2	3035.8	556.5	249.4	212.2	190.7	173.1	162.2	155.2	151.3	150.7
62.5°	4313.3	3442.3	788.9	248.8	204.5	176.0	158.0	148.7	142.0	137.8	136.9
65°	4801.9	3887.3	1053.1	265.8	202.0	162.5	142.7	135.3	129.5	125.7	125.3
67.5°	5362.9	4389.6	1027.8	300.7	210.6	150.3	128.2	122.5	118.3	115.1	114.8
70°	5626.1	4311.1	638.9	325.4	222.8	138.5	114.4	110.3	107.1	104.8	103.9
71°	5515.8	4093.4	535.7	322.5	221.5	133.4	109.0	105.8	102.6	100.7	99.7
72.5°	5215.1	3733.1	446.9	300.1	207.1	124.1	101.9	98.7	95.9	93.6	93.0
75°	4679.8	3334.0	357.8	239.8	165.1	104.8	89.4	85.9	83.7	82.4	81.1
77.5°	3440.1	2379.3	276.7	189.5	121.5	85.6	76.3	73.7	71.5	69.6	68.6
80°	1317.9	921.7	186.3	141.4	89.1	67.6	61.6	60.3	58.0	56.7	56.7
82.5°	354.9	275.4	99.4	85.6	59.6	49.4	47.1	46.5	44.6	42.0	42.3
85°	143.6	121.5	55.8	47.1	36.5	29.2	31.7	32.1	29.8	26.6	26.9
87.5°	63.2	51.6	31.1	20.8	16.0	11.2	14.4	14.4	13.1	10.9	9.9
90°	0.0	0.0	0.0	0.0	0.0	0.0	0.0	0.0	0.0	0.0	0.0



Signify Classified - Internal  
Cooper Lighting Solutions Photometric Lab  
1121 Highway 74 South  
Peachtree City, GA 30269

Scaled Data Report



Report Generated By 670245982

Signify Classified - Internal  
Cooper Lighting Solutions Photometric Lab  
1121 Highway 74 South  
Peachtree City, GA 30269

Scaled Data Report



Signify Classified - Internal  
Cooper Lighting Solutions Photometric Lab  
1121 Highway 74 South  
Peachtree City, GA 30269

Scaled Data Report



Signify Classified - Internal  
Cooper Lighting Solutions Photometric Lab  
1121 Highway 74 South  
Peachtree City, GA 30269

Scaled Data Report



Signify Classified - Internal  
Cooper Lighting Solutions Photometric Lab  
1121 Highway 74 South  
Peachtree City, GA 30269

Scaled Data Report



--- HS — SS

Signify Classified - Internal  
Cooper Lighting Solutions Photometric Lab  
1121 Highway 74 South  
Peachtree City, GA 30269

Scaled Data Report



u

Signify Classified - Internal  
Cooper Lighting Solutions Photometric Lab  
1121 Highway 74 South  
Peachtree City, GA 30269

Scaled Data Report



Signify Classified - Internal  
Cooper Lighting Solutions Photometric Lab  
1121 Highway 74 South  
Peachtree City, GA 30269

Scaled Data Report



(END OF REPORT)